

2023 GREER COUNTY ASSESSOR'S OFFICE REPORT TO THE EXCISE BOARD

07/28/2023

City/Village								
DISTRICT	DESCRIPTION	PERSONAL PROPERTY	REAL PROPERTY	PUBLIC SERVICE	TOTAL VALUATION	HOMESTEAD EXEMPTIONS	OTHER EXEMPTIONS	NET VALUATION
T01	MANGUM CITY	852,856	8,508,635	280,060	9,641,551	549,332	252,879	8,839,340
T02	GRANITE C	287,719	3,354,214	136,807	3,778,740	167,558	148,808	3,462,374
T03	Willow	102,727	1,243,061	146,363	1,492,151	65,274	0	1,426,877
CITY/VILLAGE TOTAL VALUATION		1,243,302	13,105,910	563,230	14,912,442	782,164	401,687	13,728,591

County								
DISTRICT	DESCRIPTION	PERSONAL PROPERTY	REAL PROPERTY	PUBLIC SERVICE	TOTAL VALUATION	HOMESTEAD EXEMPTIONS	OTHER EXEMPTIONS	NET VALUATION
C001	Greer County General	5,137,503	25,619,580	3,094,390	33,851,473	1,020,812	569,156	32,261,505
COUNTY TOTAL VALUATION		5,137,503	25,619,580	3,094,390	33,851,473	1,020,812	569,156	32,261,505

Other								
DISTRICT	DESCRIPTION	PERSONAL PROPERTY	REAL PROPERTY	PUBLIC SERVICE	TOTAL VALUATION	HOMESTEAD EXEMPTIONS	OTHER EXEMPTIONS	NET VALUATION
I-1 EMS	Mangum	2,871,421	15,388,168	905,169	19,164,758	691,980	390,857	18,081,921
I-31 2K	2K EMS	960	19,848	3,476	24,284	0	0	24,284
OTHER TOTAL VALUATION		2,872,381	15,408,016	908,645	19,189,042	691,980	390,857	18,106,205

School								
DISTRICT	DESCRIPTION	PERSONAL PROPERTY	REAL PROPERTY	PUBLIC SERVICE	TOTAL VALUATION	HOMESTEAD EXEMPTIONS	OTHER EXEMPTIONS	NET VALUATION
1-J	1-J-Navajo (Joint)	0	133,960	85,756	219,716	0	0	219,716
14-J	14-J-Duke (Joint)	64,308	378,328	180,485	623,121	4,000	0	619,121
31-B	31-B-Sayre (Joint)	83,937	33,245	38,503	155,685	0	0	155,685
31-BSC	Sayre(Beckham/Carter)	26,045	132,332	13,715	172,092	1,000	0	171,092
51-B	51-B-Erick (Joint)	1,265	26,219	7,285	34,769	0	0	34,769
54-J	54-J-Blair (Joint)	56,841	556,146	25,608	638,595	18,000	9,656	610,939
66-H	66-Hollis (Joint)	40,006	218,790	44,395	303,191	2,000	11,902	289,289
I-1	Mangum	2,871,421	15,388,168	905,169	19,164,758	691,980	390,857	18,081,921
I-2	10-BMC-Merritt (Joint)	11,257	96,421	0	107,678	2,000	0	105,678
I-3	Granite	1,981,463	8,636,123	1,789,998	12,407,584	301,832	156,741	11,949,011
I-31 Lon	2-K-Lonewolf (Joint)	960	19,848	3,476	24,284	0	0	24,284

2023 GREER COUNTY ASSESSOR'S OFFICE REPORT TO THE EXCISE BOARD

07/28/2023

SCHOOL TOTAL VALUATION		5,137,503	25,619,580	3,094,390	33,851,473	1,020,812	569,156	32,261,505
Vo-Tech								
DISTRICT	DESCRIPTION	PERSONAL PROPERTY	REAL PROPERTY	PUBLIC SERVICE	TOTAL VALUATION	HOMESTEAD EXEMPTIONS	OTHER EXEMPTIONS	NET VALUATION
Vo-T 12	Vo-Tech 12 31-BSC	122,199	281,846	55,694	459,739	3,000	0	456,739
Vot 27A	Southwest Tech	2,911,427	15,606,958	949,564	19,467,949	693,980	402,759	18,371,210
Vot 27B	Southwest Tech	2,102,612	9,704,557	2,081,847	13,889,016	323,832	166,397	13,398,787
VO-TECH TOTAL VALUATION		5,136,238	25,593,361	3,087,105	33,816,704	1,020,812	569,156	32,226,736

I, Richy Richardson, Assessor of Greer County Oklahoma, do hereby certify that the foregoing is a true and correct statement of valuations for Real Estate, Personal Property, Public Service and Homestead Exemptions as certified by the State Board of Equalization and shown by the records in the County Assessor's office. Subscribed by my name and affixed the seal of the County Assessors office on this day of 07/28/2023.

State of Oklahoma)
) SS
 Greer County)

L. M. Thompson, 1ST Deputy

7/27/23
Date

Richy Richardson
 County Assessor
 Greer County

Seal

I, Tiffany Buchanan, County Clerk of Greer County Oklahoma, do hereby certify that the above is a true, correct and complete list of the valuations of Greer County Oklahoma as certified by the Greer County Assessor's office.

Buchanan

Tiffany Buchanan
 County Clerk
 Greer County


Seal

Excise Board:

Steve Marsh

Bryant Lewis

8-7-23
Date



Real	Count	Value
Agricultural	31	60,484
Commercial	189	1,326,733
Residential	1,817	7,121,418
Total Real Value	2,037	8,508,635
Homestead	502	549,332
Veteran	36	252,879
Other	0	0
Total Exempt	601	802,211

TIF Increment Value

Net Assessed 7,706,424

Net Assessed Under Protest

Senior Freeze	112	64,809
Capped Parcels	528	548,990

Personal	Count	Value
Agricultural	11	42,497
Commercial	133	809,773
Mobile Home	1	586
Total Personal	145	852,856
Total Exempt	0	0

TIF Increment Value

Net Assessed 852,856

Net Assessed Under Protest

Public Service	Count	Value
Total PS Value	10	280,060

TIF Increment Value


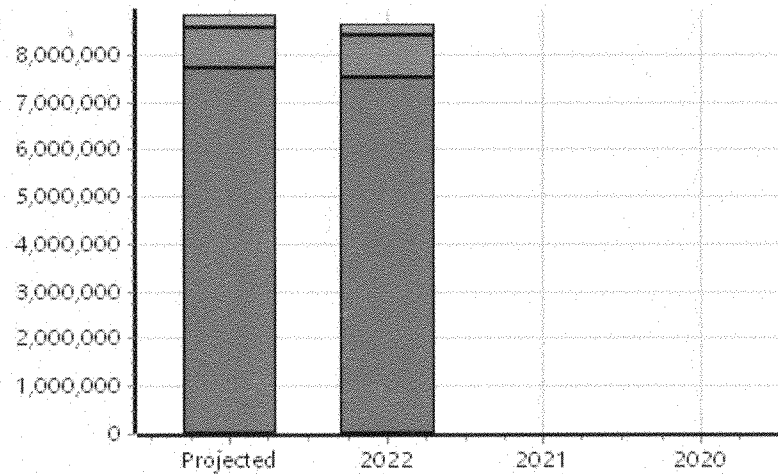
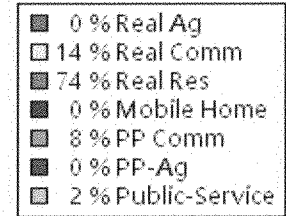
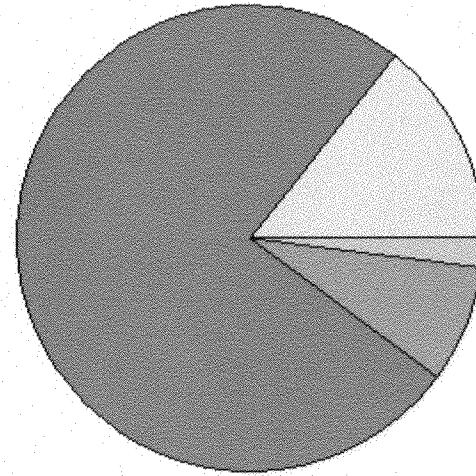
Net Assessed 280,060

District Totals

Total Gross Value	9,641,551
Homestead Loss	549,332
Other Exemption Loss	252,879
TIF Increment Value	
Retained TIF Value	
Net Assessed Value	8,839,340

Net Assessed Under Protest

* Public Service Protests Values are not included on this report.



Real	Count	Value
Agricultural	43	33,815
Commercial	83	597,297
Residential	603	2,723,102
Total Real Value	729	3,354,214
Homestead	155	167,558
Veteran	15	148,808
Other	0	0
Total Exempt	185	316,366

TIF Increment Value

Net Assessed 3,037,848

Net Assessed Under Protest

Senior Freeze	23	53,558
Capped Parcels	635	1,341,905

Personal	Count	Value
Agricultural	4	8,606
Commercial	45	276,100
Mobile Home	1	3,013
Total Personal	50	287,719
Total Exempt	0	0

TIF Increment Value

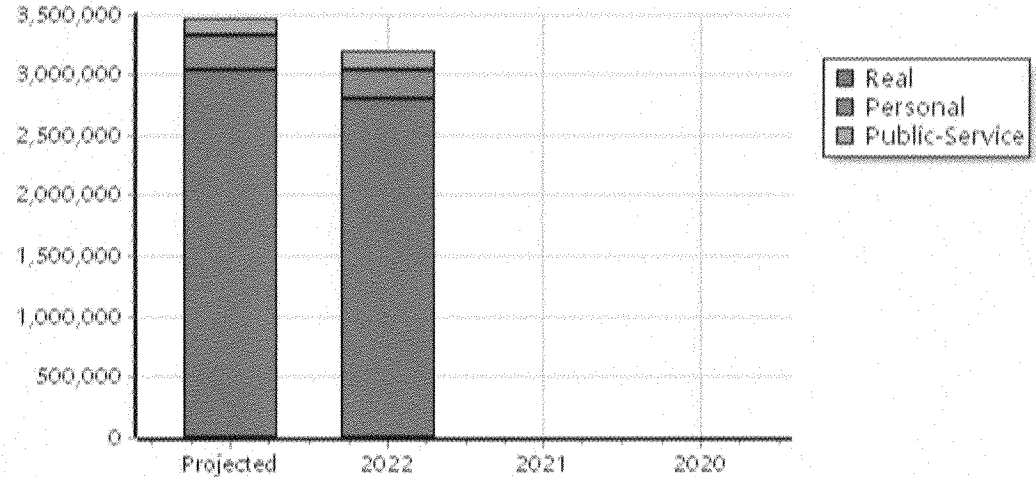
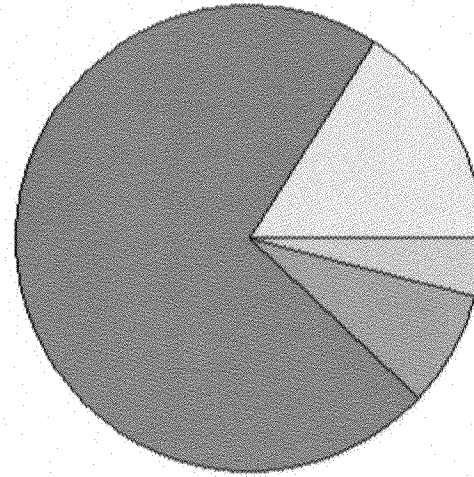
Net Assessed 287,719

Net Assessed Under Protest

Public Service	Count	Value
Total PS Value	11	136,807
TIF Increment Value		
Net Assessed		136,807

District Totals	
Total Gross Value	3,778,740
Homestead Loss	167,558
Other Exemption Loss	148,808
TIF Increment Value	
Retained TIF Value	
Net Assessed Value	3,462,374
Net Assessed Under Protest	

* Public Service Protests Values are not included on this report.



Real	Count	Value
Agricultural	125	606,198
Commercial	26	71,182
Residential	158	565,681
Total Real Value	309	1,243,061
Homestead	62	65,274
Veteran	0	0
Other	0	0
Total Exempt	66	65,274

TIF Increment Value

Net Assessed 1,177,787

Net Assessed Under Protest

Senior Freeze	6	16,308
Capped Parcels	268	592,693

Personal	Count	Value
Agricultural	6	83,627
Commercial	3	1,674
Mobile Home	3	17,426
Total Personal	12	102,727
Total Exempt	0	0

TIF Increment Value

Net Assessed 102,727

Net Assessed Under Protest

Public Service	Count	Value
Total PS Value	6	146,363

TIF Increment Value

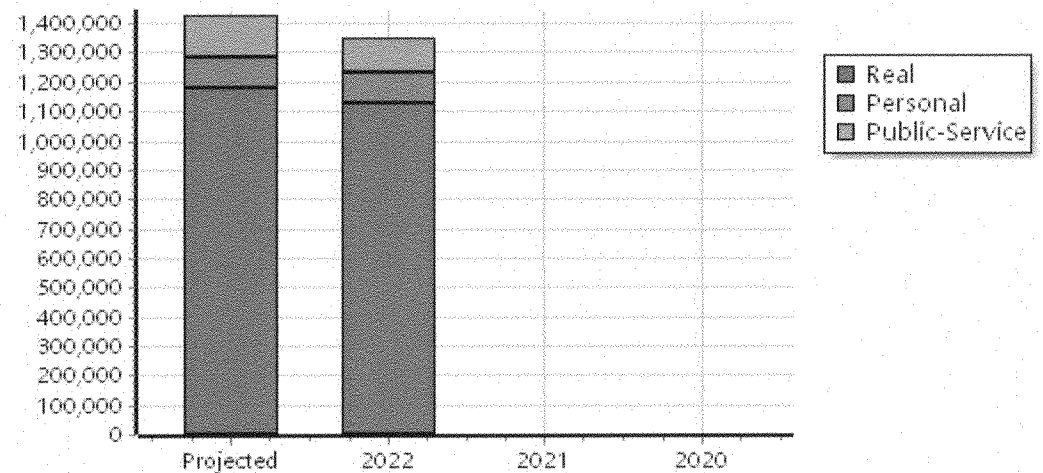
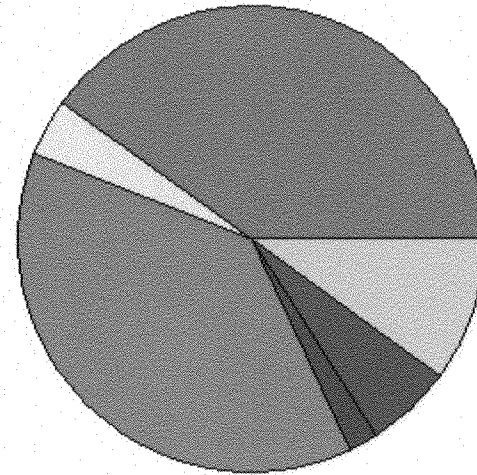
Net Assessed 146,363

District Totals

Total Gross Value	1,492,151
Homestead Loss	65,274
Other Exemption Loss	0
TIF Increment Value	
Retained TIF Value	
Net Assessed Value	1,426,877

Net Assessed Under Protest

* Public Service Protests Values are not included on this report.



Real	Count	Value
Agricultural	2,790	10,514,682
Commercial	341	2,341,023
Residential	2,957	12,763,875
Total Real Value	6,088	25,619,580
Homestead	950	1,020,812
Veteran	63	569,156
Other	0	0
Total Exempt	1,104	1,589,968

TIF Increment Value

Net Assessed 24,029,612

Net Assessed Under Protest

Senior Freeze	158	166,420
Capped Parcels	2,126	4,470,564

Personal	Count	Value
Agricultural	308	3,375,074
Commercial	224	1,640,200
Mobile Home	21	125,229
Total Personal	553	5,140,503
Total Exempt	15	3,000

TIF Increment Value

Net Assessed 5,137,503

Net Assessed Under Protest

Public Service	Count	Value
Total PS Value	88	3,094,390

TIF Increment Value

Net Assessed 3,094,390

District Totals

Total Gross Value	33,854,473
Homestead Loss	1,020,812
Other Exemption Loss	572,156

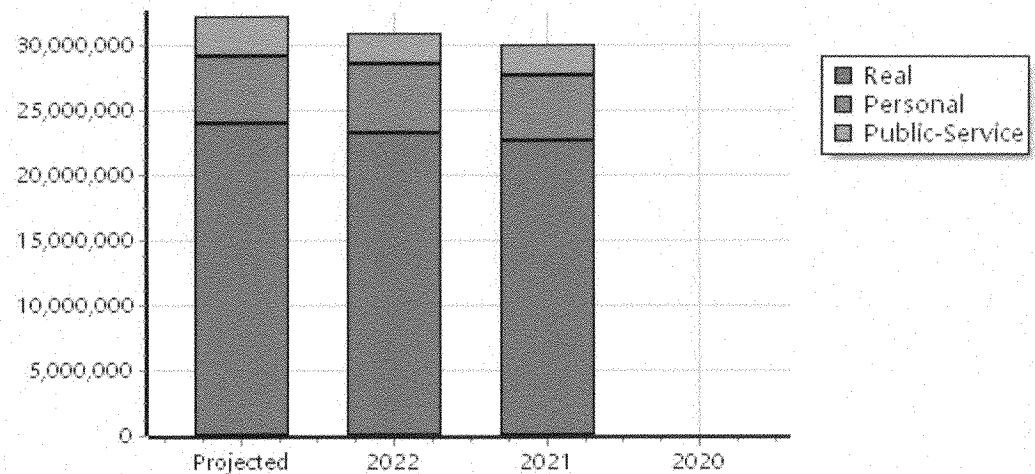
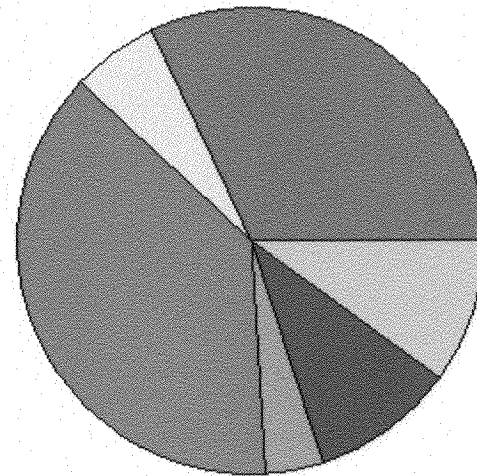
TIF Increment Value

Retained TIF Value

Net Assessed Value 32,261,505

Net Assessed Under Protest

* Public Service Protests Values are not included on this report.



Real	Count	Value
Agricultural	1,473	5,368,470
Commercial	214	1,572,005
Residential	2,023	8,447,693
Total Real Value	3,710	15,388,168
Homestead	642	691,980
Veteran	45	390,857
Other	0	0
Total Exempt	754	1,082,837

TIF Increment Value

Net Assessed 14,305,331

Net Assessed Under Protest

Senior Freeze	122	72,321
Capped Parcels	839	876,290

Personal	Count	Value
Agricultural	170	1,588,128
Commercial	152	1,230,641
Mobile Home	10	54,052
Total Personal	332	2,872,821
Total Exempt	7	1,400

TIF Increment Value

Net Assessed 2,871,421

Net Assessed Under Protest

Public Service	Count	Value
Total PS Value	25	905,169

TIF Increment Value

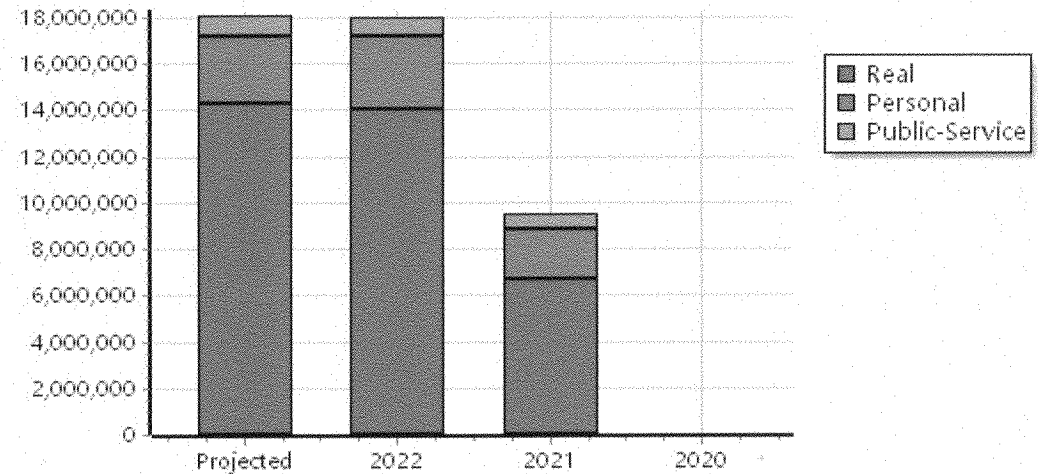
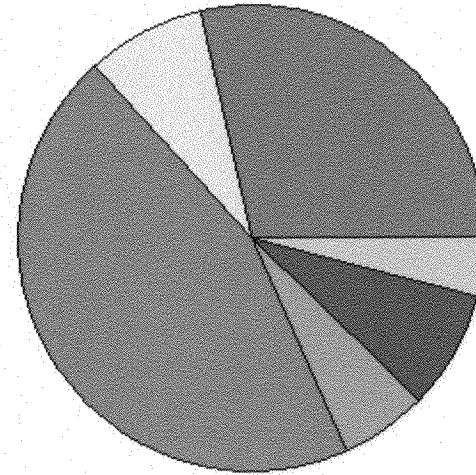
Net Assessed 905,169

District Totals

Total Gross Value	19,166,158
Homestead Loss	691,980
Other Exemption Loss	392,257
TIF Increment Value	
Retained TIF Value	
Net Assessed Value	18,081,921

Net Assessed Under Protest

* Public Service Protests Values are not included on this report.



Real	Count	Value
Agricultural	5	13,461
Commercial	1	6,387
Residential	0	0
Total Real Value	6	19,848
Homestead	0	0
Veteran	0	0
Other	0	0
Total Exempt	0	0

TIF Increment Value		
Net Assessed		19,848
Net Assessed Under Protest		
Senior Freeze	0	0
Capped Parcels	0	0

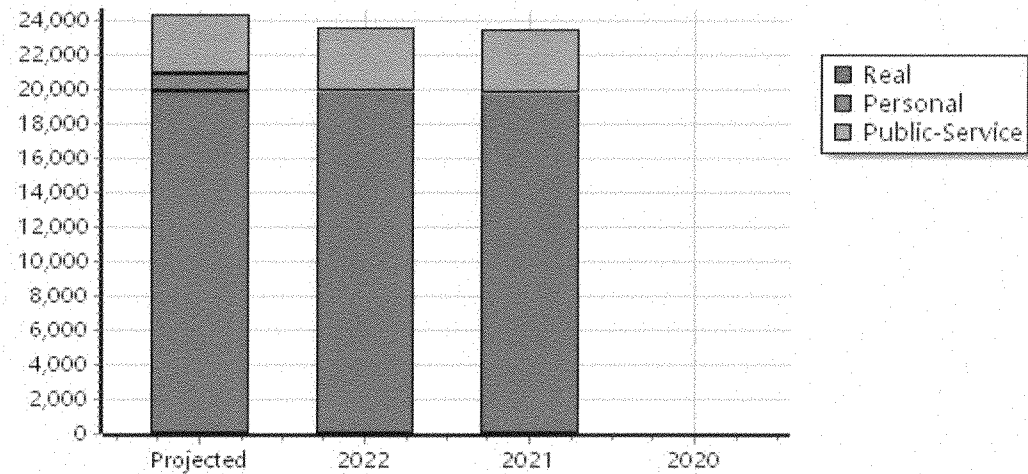
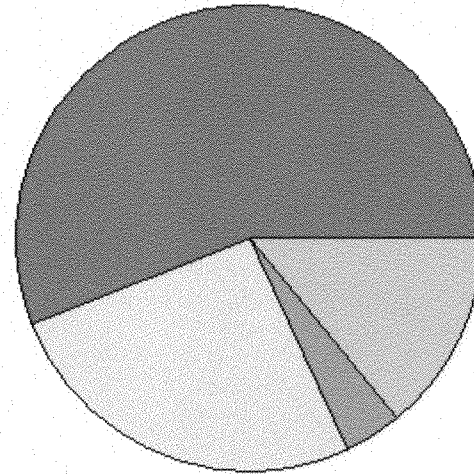
Personal	Count	Value
Agricultural	0	0
Commercial	2	960
Mobile Home	0	0
Total Personal	2	960
Total Exempt	0	0

TIF Increment Value		
Net Assessed		960
Net Assessed Under Protest		

Public Service	Count	Value
Total PS Value	2	3,476
TIF Increment Value		
Net Assessed		3,476

District Totals	
Total Gross Value	24,284
Homestead Loss	0
Other Exemption Loss	0
TIF Increment Value	
Retained TIF Value	
Net Assessed Value	24,284
Net Assessed Under Protest	

* Public Service Protests Values are not included on this report.



Real	Count	Value
Agricultural	32	133,960
Commercial	0	0
Residential	0	0
Total Real Value	32	133,960
Homestead	0	0
Veteran	0	0
Other	0	0
Total Exempt	0	0

TIF Increment Value

Net Assessed 133,960

Net Assessed Under Protest

Senior Freeze	0	0
Capped Parcels	2	6,121

Personal	Count	Value
Agricultural	0	0
Commercial	0	0
Mobile Home	0	0
Total Personal	0	0
Total Exempt	0	0

TIF Increment Value

Net Assessed 0


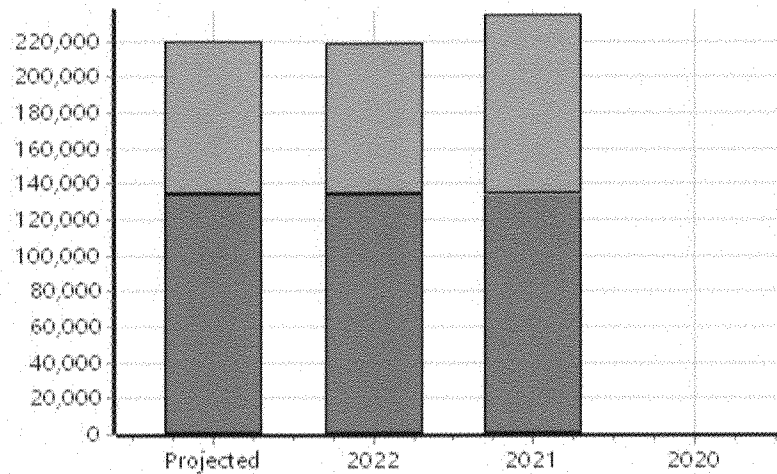
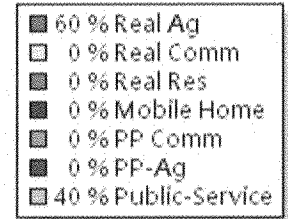
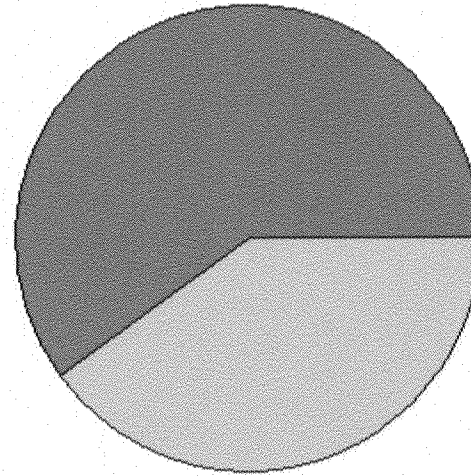
Net Assessed Under Protest

Public Service	Count	Value
Total PS Value	6	85,756
TIF Increment Value		
Net Assessed		85,756

District Totals

Total Gross Value	219,716
Homestead Loss	0
Other Exemption Loss	0
TIF Increment Value	
Retained TIF Value	
Net Assessed Value	219,716
Net Assessed Under Protest	

* Public Service Protests Values are not included on this report.



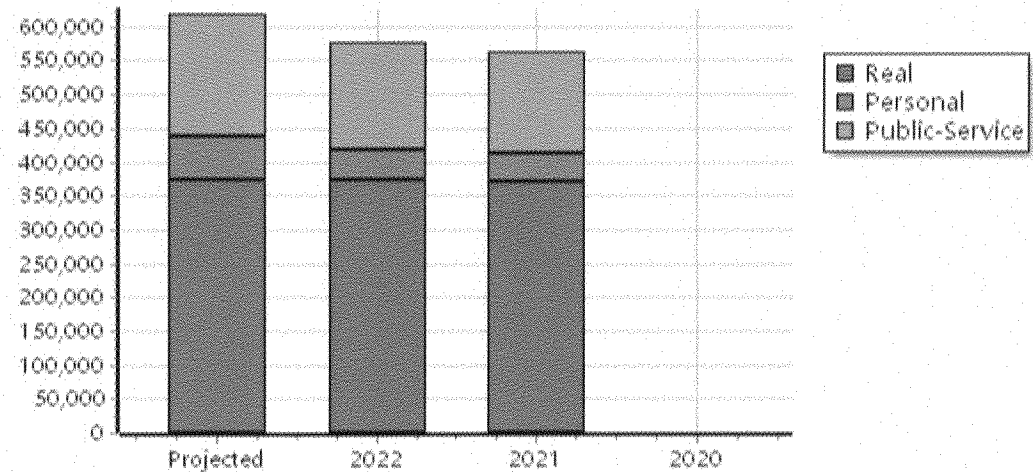
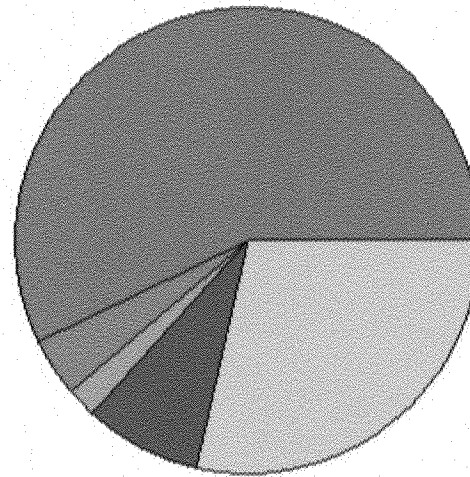
Real	Count	Value
Agricultural	88	355,139
Commercial	0	0
Residential	8	23,189
Total Real Value	96	378,328
Homestead	3	4,000
Veteran	0	0
Other	0	0
Total Exempt	4	4,000
TIF Increment Value		
Net Assessed		374,328
Net Assessed Under Protest		
Senior Freeze	0	0
Capped Parcels	8	5,803

Personal	Count	Value
Agricultural	5	50,835
Commercial	2	13,473
Mobile Home	0	0
Total Personal	7	64,308
Total Exempt	0	0
TIF Increment Value		
Net Assessed		64,308
Net Assessed Under Protest		

Public Service	Count	Value
Total PS Value	6	180,485
TIF Increment Value		
Net Assessed		180,485

District Totals	
Total Gross Value	623,121
Homestead Loss	4,000
Other Exemption Loss	0
TIF Increment Value	
Retained TIF Value	
Net Assessed Value	619,121
Net Assessed Under Protest	

* Public Service Protests Values are not included on this report.



Real	Count	Value
Agricultural	7	33,245
Commercial	0	0
Residential	0	0
Total Real Value	7	33,245
Homestead	0	0
Veteran	0	0
Other	0	0
Total Exempt	0	0

TIF Increment Value

Net Assessed 33,245

Net Assessed Under Protest

Senior Freeze	0	0
Capped Parcels	4	5,719

Personal	Count	Value
Agricultural	1	83,915
Commercial	1	22
Mobile Home	0	0
Total Personal	2	83,937
Total Exempt	0	0

TIF Increment Value

Net Assessed 83,937

Net Assessed Under Protest

Public Service	Count	Value
Total PS Value	3	38,503

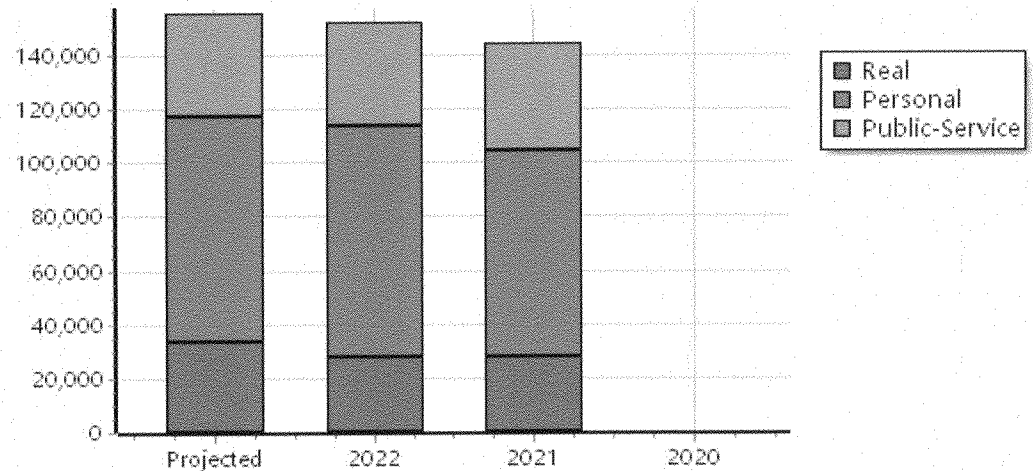
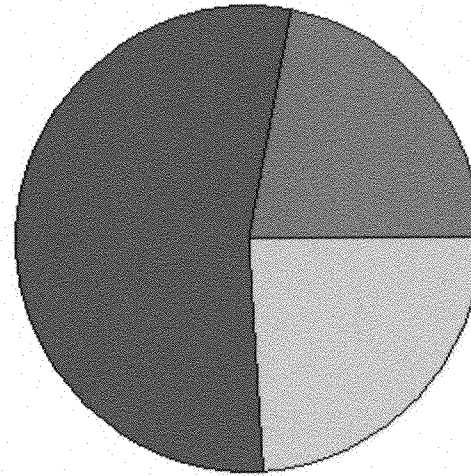
TIF Increment Value

Net Assessed 38,503

District Totals

Total Gross Value	155,685
Homestead Loss	0
Other Exemption Loss	0
TIF Increment Value	
Retained TIF Value	
Net Assessed Value	155,685
Net Assessed Under Protest	

* Public Service Protests Values are not included on this report.



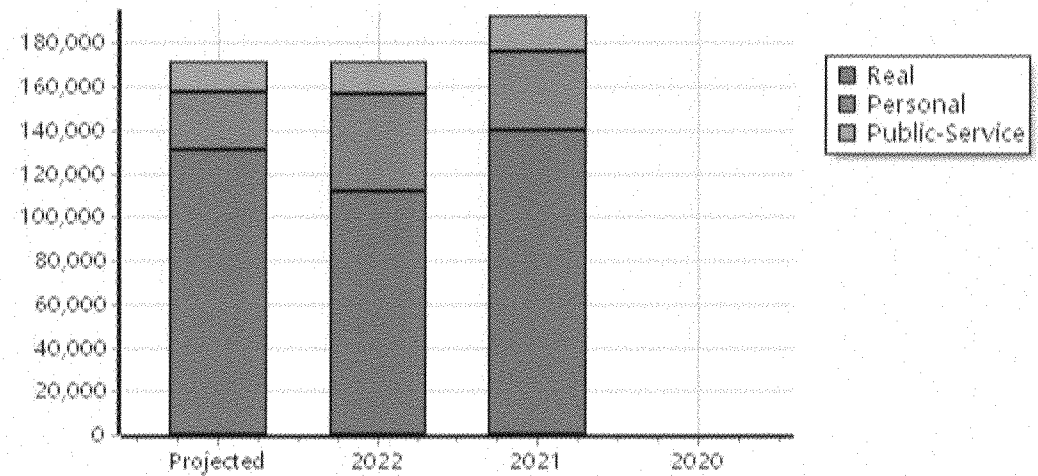
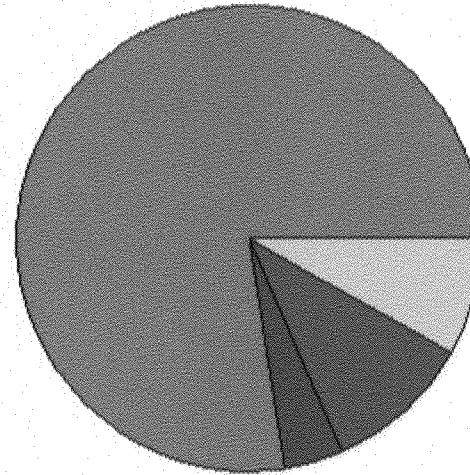
Real	Count	Value
Agricultural	52	132,332
Commercial	0	0
Residential	0	0
Total Real Value	52	132,332
Homestead	1	1,000
Veteran	0	0
Other	0	0
Total Exempt	1	1,000
TIF Increment Value		
Net Assessed		131,332
Net Assessed Under Protest		
Senior Freeze	0	0
Capped Parcels	29	16,021

Personal	Count	Value
Agricultural	3	17,687
Commercial	0	0
Mobile Home	1	8,358
Total Personal	4	26,045
Total Exempt	0	0
TIF Increment Value		
Net Assessed		26,045
Net Assessed Under Protest		

Public Service	Count	Value
Total PS Value	1	13,715
TIF Increment Value		
Net Assessed		13,715

District Totals	
Total Gross Value	172,092
Homestead Loss	1,000
Other Exemption Loss	0
TIF Increment Value	
Retained TIF Value	
Net Assessed Value	171,092
Net Assessed Under Protest	

* Public Service Protests Values are not included on this report.



Real	Count	Value
Agricultural	23	26,219
Commercial	0	0
Residential	0	0
Total Real Value	23	26,219
Homestead	0	0
Veteran	0	0
Other	0	0
Total Exempt	0	0

TIF Increment Value		
Net Assessed		26,219
Net Assessed Under Protest		
Senior Freeze	0	0
Capped Parcels	4	11,225

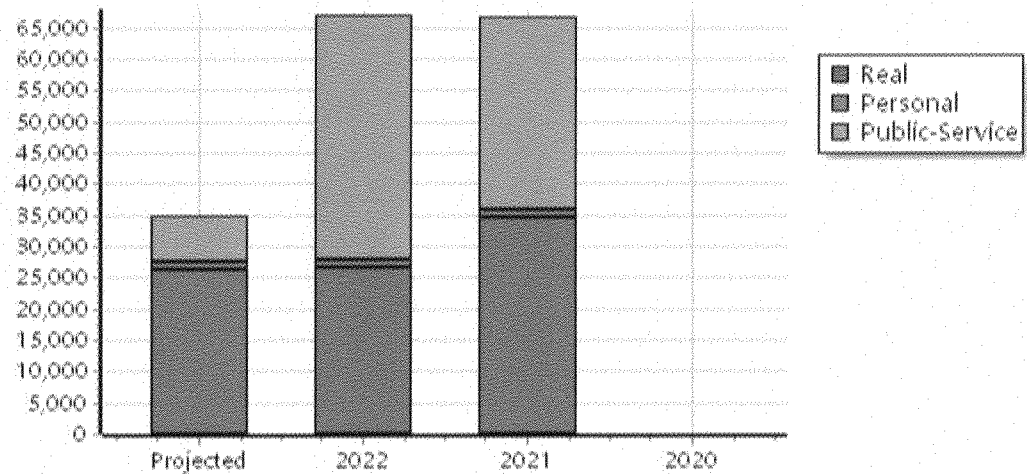
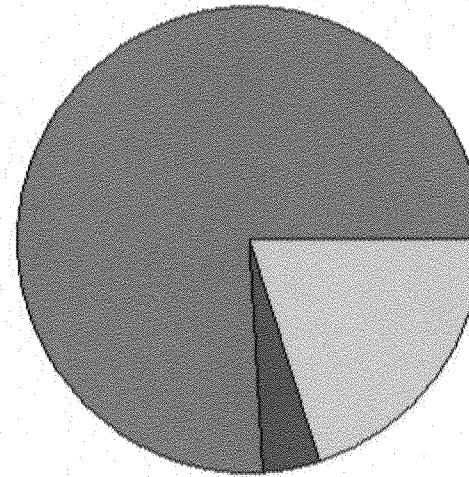
Personal	Count	Value
Agricultural	1	1,255
Commercial	1	10
Mobile Home	0	0
Total Personal	2	1,265
Total Exempt	0	0

TIF Increment Value		
Net Assessed		1,265
Net Assessed Under Protest		

Public Service	Count	Value
Total PS Value	1	7,285
TIF Increment Value		
Net Assessed		7,285

District Totals	
Total Gross Value	34,769
Homestead Loss	0
Other Exemption Loss	0
TIF Increment Value	
Retained TIF Value	
Net Assessed Value	34,769
Net Assessed Under Protest	

* Public Service Protests Values are not included on this report.



Real	Count	Value
Agricultural	137	488,636
Commercial	0	0
Residential	10	67,510
Total Real Value	147	556,146
Homestead	18	18,000
Veteran	1	9,656
Other	0	0
Total Exempt	19	27,656

TIF Increment Value

Net Assessed 528,490

Net Assessed Under Protest

Senior Freeze	1	896
Capped Parcels	20	27,022

Personal	Count	Value
Agricultural	14	45,290
Commercial	3	5,765
Mobile Home	1	5,986
Total Personal	18	57,041
Total Exempt	1	200

TIF Increment Value

Net Assessed 56,841

Net Assessed Under Protest

Public Service	Count	Value
Total PS Value	7	25,608

TIF Increment Value

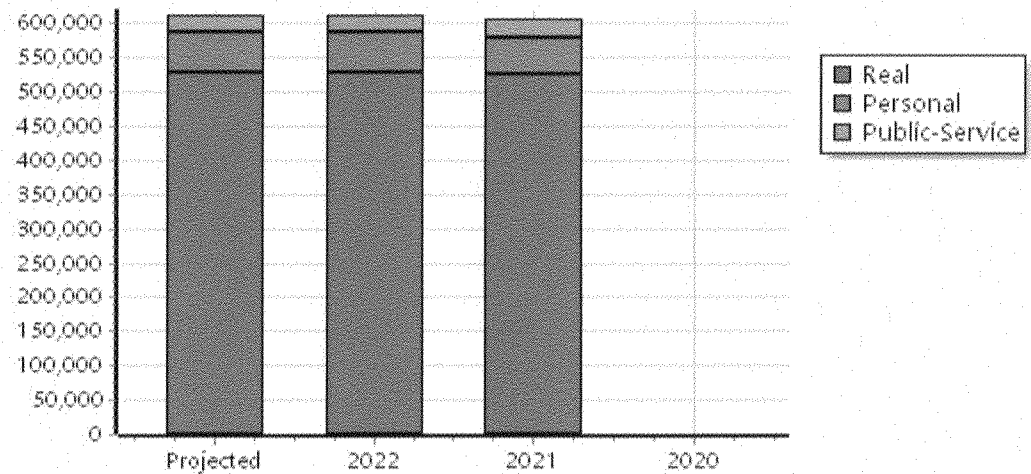
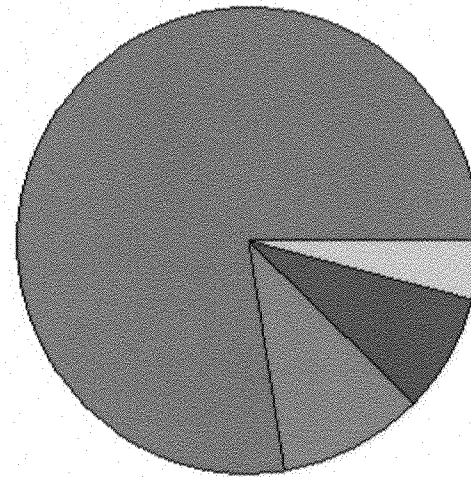
Net Assessed 25,608

District Totals

Total Gross Value	638,795
Homestead Loss	18,000
Other Exemption Loss	9,856
TIF Increment Value	
Retained TIF Value	
Net Assessed Value	610,939

Net Assessed Under Protest

* Public Service Protests Values are not included on this report.

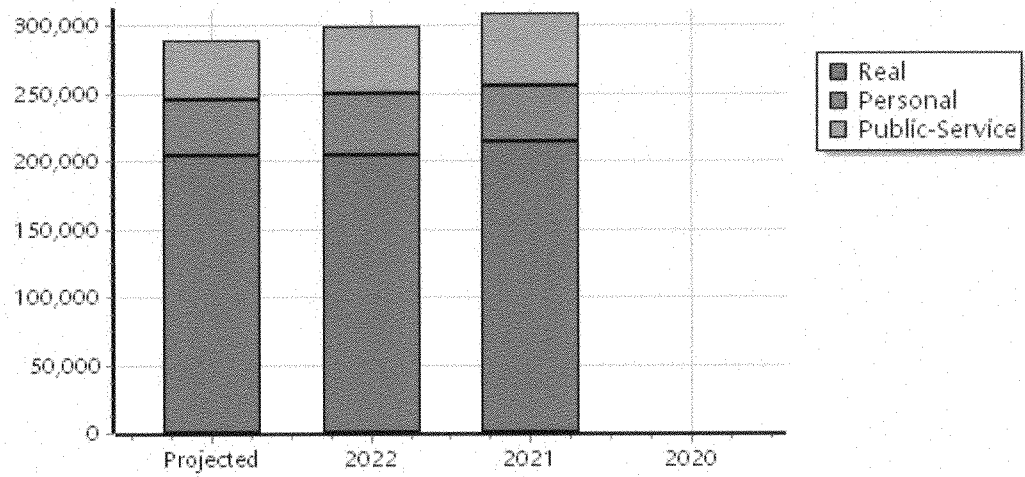
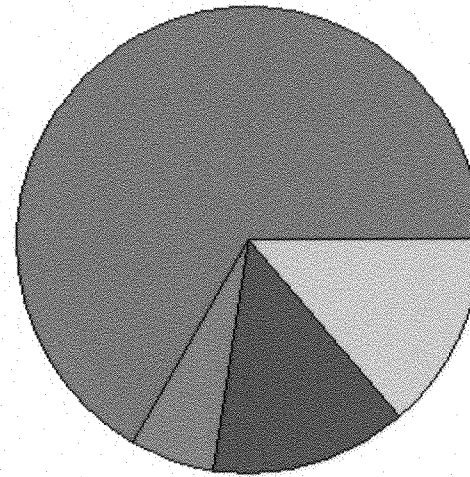


Real	Count	Value
Agricultural	83	203,185
Commercial	0	0
Residential	2	15,605
Total Real Value	85	218,790
Homestead	2	2,000
Veteran	1	11,902
Other	0	0
Total Exempt	3	13,902
TIF Increment Value		
Net Assessed		204,888
Net Assessed Under Protest		
Senior Freeze	0	0
Capped Parcels	2	2,863

Personal	Count	Value
Agricultural	3	39,980
Commercial	1	26
Mobile Home	0	0
Total Personal	4	40,006
Total Exempt	0	0

TIF Increment Value		
Net Assessed		40,006
Net Assessed Under Protest		
Public Service	Count	Value
Total PS Value	6	44,395
TIF Increment Value		
Net Assessed		44,395

District Totals	
Total Gross Value	303,191
Homestead Loss	2,000
Other Exemption Loss	11,902
TIF Increment Value	
Retained TIF Value	
Net Assessed Value	289,289



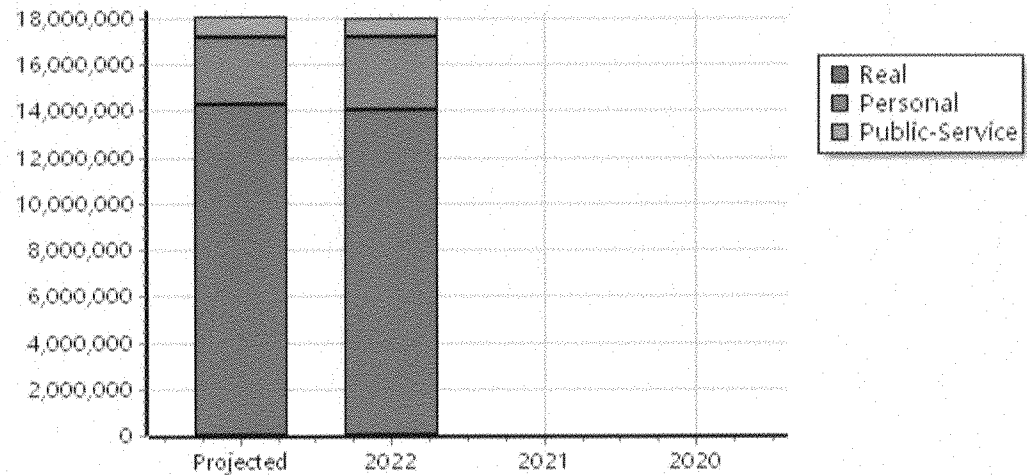
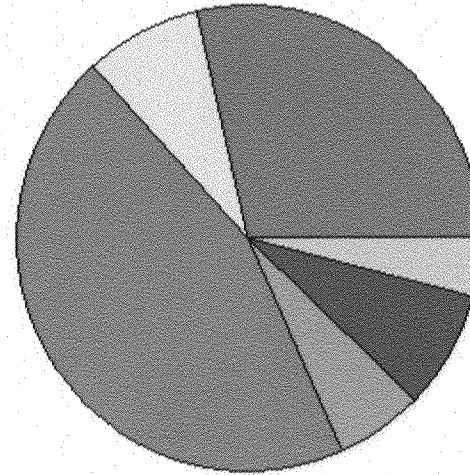
* Public Service Protests Values are not included on this report.

Real	Count	Value
Agricultural	1,473	5,368,470
Commercial	214	1,572,005
Residential	2,023	8,447,693
Total Real Value	3,710	15,388,168
Homestead	642	691,980
Veteran	45	390,857
Other	0	0
Total Exempt	754	1,082,837
TIF Increment Value		
Net Assessed		14,305,331
Net Assessed Under Protest		
Senior Freeze	122	72,321
Capped Parcels	839	876,290

Personal	Count	Value
Agricultural	170	1,588,128
Commercial	152	1,230,641
Mobile Home	10	54,052
Total Personal	332	2,872,821
Total Exempt	7	1,400
TIF Increment Value		
Net Assessed		2,871,421
Net Assessed Under Protest		
Public Service	Count	Value
Total PS Value	25	905,169
TIF Increment Value		
Net Assessed		905,169

District Totals	
Total Gross Value	19,166,158
Homestead Loss	691,980
Other Exemption Loss	392,257
TIF Increment Value	
Retained TIF Value	
Net Assessed Value	18,081,921
Net Assessed Under Protest	

* Public Service Protests Values are not included on this report.

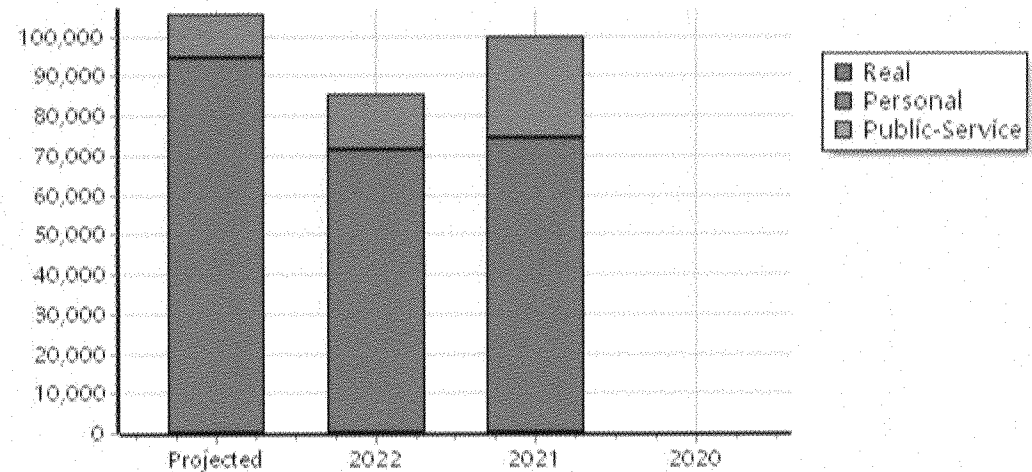
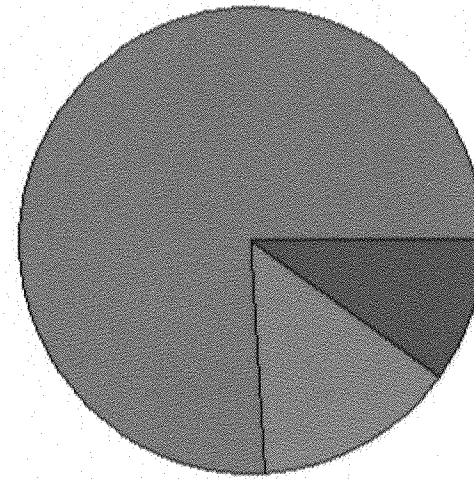


Real	Count	Value
Agricultural	14	81,576
Commercial	0	0
Residential	2	14,845
Total Real Value	16	96,421
Homestead	2	2,000
Veteran	0	0
Other	0	0
Total Exempt	2	2,000
TIF Increment Value		
Net Assessed		94,421
Net Assessed Under Protest		
Senior Freeze	0	0
Capped Parcels	6	29,032

Personal	Count	Value
Agricultural	2	11,454
Commercial	1	3
Mobile Home	0	0
Total Personal	3	11,457
Total Exempt	1	200

Public Service	Count	Value
Total PS Value	0	0
TIF Increment Value		
Net Assessed		0

District Totals	
Total Gross Value	107,878
Homestead Loss	2,000
Other Exemption Loss	200
TIF Increment Value	
Retained TIF Value	
Net Assessed Value	105,678



* Public Service Protests Values are not included on this report.

Real	Count	Value
Agricultural	876	3,678,459
Commercial	126	762,631
Residential	912	4,195,033
Total Real Value	1,914	8,636,123
Homestead	282	301,832
Veteran	16	156,741
Other	0	0
Total Exempt	321	458,573

TIF Increment Value

Net Assessed 8,177,550

Net Assessed Under Protest

Senior Freeze	35	93,203
Capped Parcels	1,212	3,490,468

Personal	Count	Value
Agricultural	109	1,536,530
Commercial	61	389,300
Mobile Home	9	56,833
Total Personal	179	1,982,663
Total Exempt	6	1,200

TIF Increment Value

Net Assessed 1,981,463

Net Assessed Under Protest

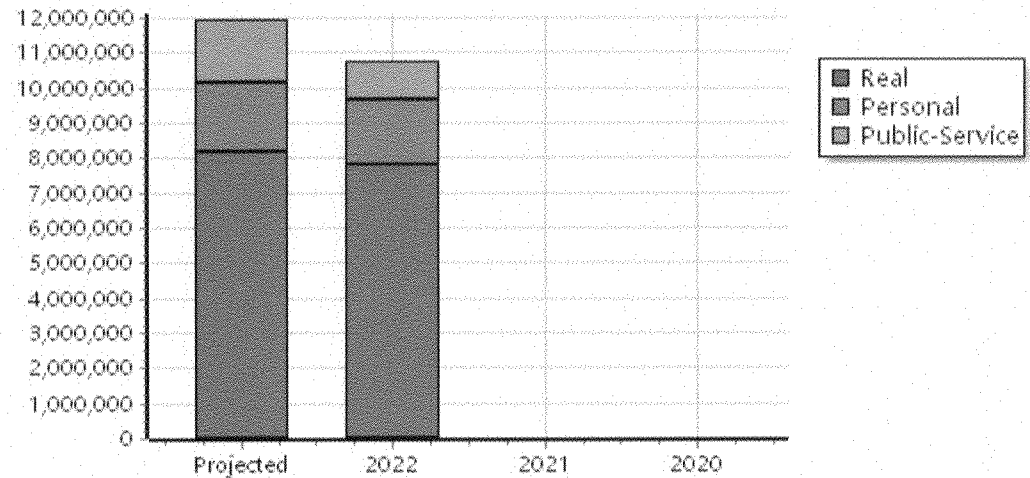
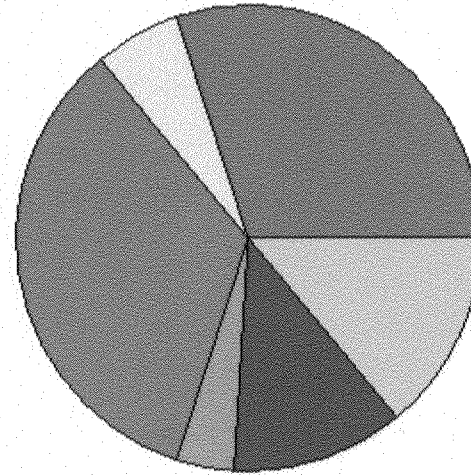
Public Service	Count	Value
Total PS Value	31	1,789,998

TIF Increment Value

Net Assessed 1,789,998

District Totals	
Total Gross Value	12,408,784
Homestead Loss	301,832
Other Exemption Loss	157,941
TIF Increment Value	
Retained TIF Value	
Net Assessed Value	11,949,011
Net Assessed Under Protest	

* Public Service Protests Values are not included on this report.



Real	Count	Value
Agricultural	5	13,461
Commercial	1	6,387
Residential	0	0
Total Real Value	6	19,848
Homestead	0	0
Veteran	0	0
Other	0	0
Total Exempt	0	0

TIF Increment Value

Net Assessed 19,848

Net Assessed Under Protest

Senior Freeze	0	0
Capped Parcels	0	0

Personal	Count	Value
Agricultural	0	0
Commercial	2	960
Mobile Home	0	0
Total Personal	2	960
Total Exempt	0	0

TIF Increment Value

Net Assessed 960

Net Assessed Under Protest

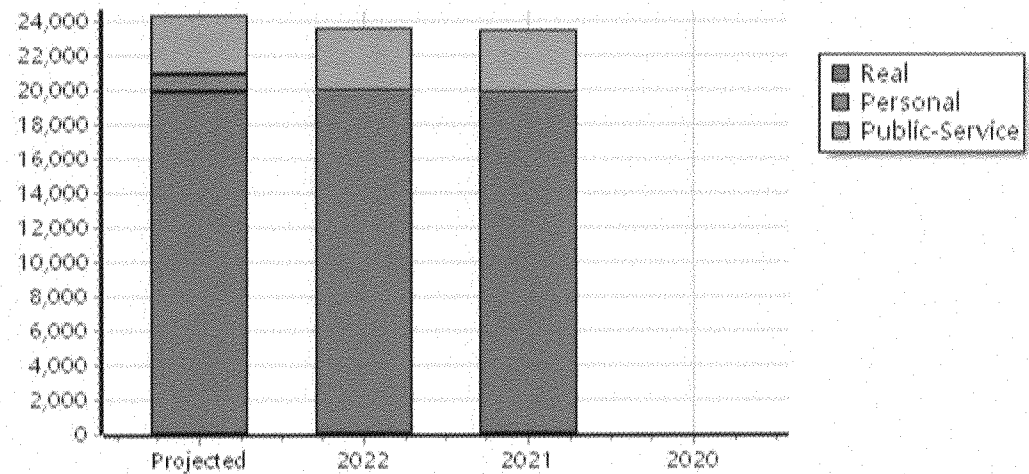
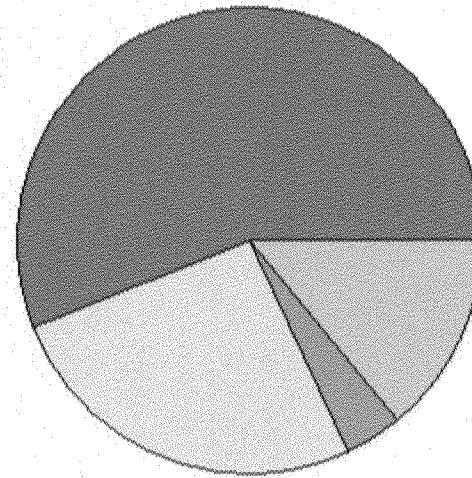
Public Service	Count	Value
Total PS Value	2	3,476
TIF Increment Value		
Net Assessed		3,476

District Totals

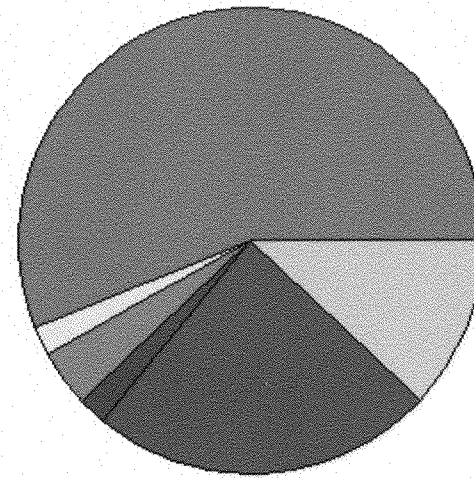
Total Gross Value	24,284
Homestead Loss	0
Other Exemption Loss	0
TIF Increment Value	
Retained TIF Value	
Net Assessed Value	24,284

Net Assessed Under Protest

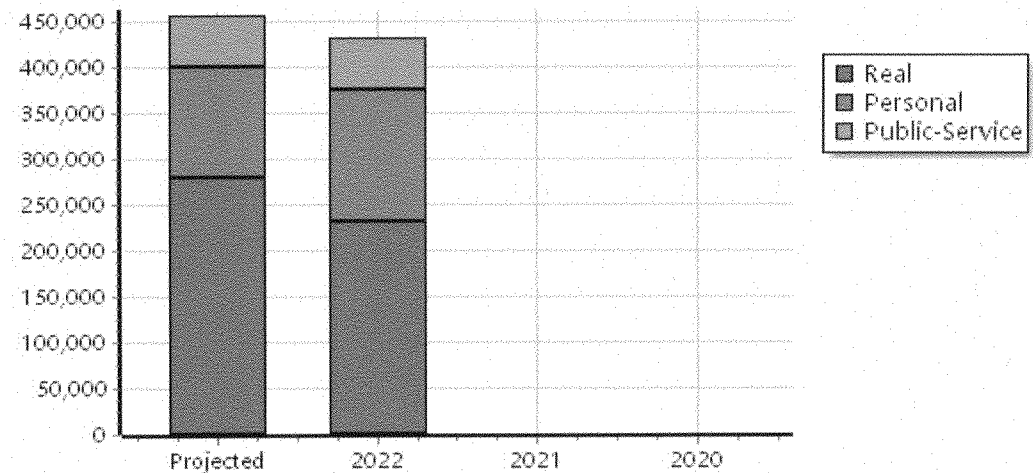
* Public Service Protests Values are not included on this report.



Real	Count	Value
Agricultural	78	260,614
Commercial	1	6,387
Residential	2	14,845
Total Real Value	81	281,846
Homestead	3	3,000
Veteran	0	0
Other	0	0
Total Exempt	3	3,000
TIF Increment Value		
Net Assessed		278,846
Net Assessed Under Protest		
Senior Freeze	0	0
Capped Parcels	39	50,772



Personal	Count	Value
Agricultural	6	113,056
Commercial	4	985
Mobile Home	1	8,358
Total Personal	11	122,399
Total Exempt	1	200
TIF Increment Value		
Net Assessed		122,199
Net Assessed Under Protest		
Public Service	Count	Value
Total PS Value	6	55,694
TIF Increment Value		
Net Assessed		55,694



District Totals	
Total Gross Value	459,939
Homestead Loss	3,000
Other Exemption Loss	200
TIF Increment Value	
Retained TIF Value	
Net Assessed Value	456,739
Net Assessed Under Protest	

* Public Service Protests Values are not included on this report.

Vot 27A Southwest Tech

Real	Count	Value
Agricultural	1,556	5,571,655
Commercial	214	1,572,005
Residential	2,025	8,463,298
Total Real Value	3,795	15,606,958
Homestead	644	693,980
Veteran	46	402,759
Other	0	0
Total Exempt	757	1,096,739

TIF Increment Value

Net Assessed 14,510,219

Net Assessed Under Protest

Senior Freeze	122	72,321
Capped Parcels	841	879,153

Personal	Count	Value
Agricultural	173	1,628,108
Commercial	153	1,230,667
Mobile Home	10	54,052
Total Personal	336	2,912,827
Total Exempt	7	1,400

TIF Increment Value

Net Assessed 2,911,427

Net Assessed Under Protest


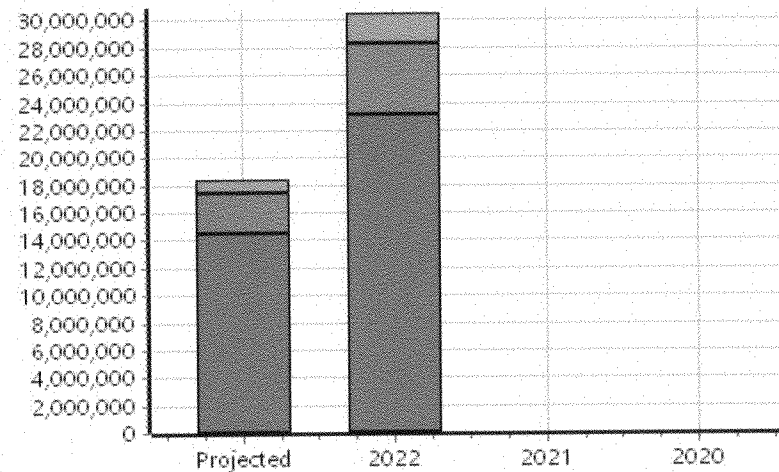
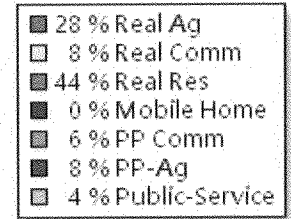
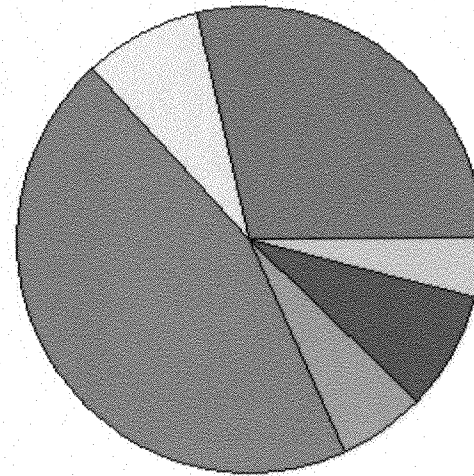
Public Service	Count	Value
Total PS Value	31	949,564
TIF Increment Value		
Net Assessed		949,564

District Totals

Total Gross Value	19,469,349
Homestead Loss	693,980
Other Exemption Loss	404,159
TIF Increment Value	
Retained TIF Value	
Net Assessed Value	18,371,210

Net Assessed Under Protest

* Public Service Protests Values are not included on this report.



Real	Count	Value
Agricultural	1,133	4,656,194
Commercial	126	762,631
Residential	930	4,285,732
Total Real Value	2,189	9,704,557
Homestead	303	323,832
Veteran	17	166,397
Other	0	0
Total Exempt	344	490,229

TIF Increment Value

Net Assessed 9,214,328

Net Assessed Under Protest

Senior Freeze	36	94,099
Capped Parcels	1,242	3,529,414

Personal	Count	Value
Agricultural	128	1,632,655
Commercial	66	408,538
Mobile Home	10	62,819
Total Personal	204	2,104,012
Total Exempt	7	1,400

TIF Increment Value

Net Assessed 2,102,612

Net Assessed Under Protest

Public Service	Count	Value
Total PS Value	50	2,081,847

TIF Increment Value

Net Assessed 2,081,847

District Totals

Total Gross Value	13,890,416
Homestead Loss	323,832
Other Exemption Loss	167,797
TIF Increment Value	
Retained TIF Value	
Net Assessed Value	13,398,787

Net Assessed Under Protest

* Public Service Protests Values are not included on this report.

